

Feature

- Contemporary style area lighting
- Very High quality for upmarket
- Heavy-duty, die-cast FRP housing
- High efficiency inner acrylic refractor & outer PC diffuser
- Tool-less removable power tray assembly for ease of maintenance
- Available with medium- or mogul-base socket
- Base casting slip fits over a standard 3" O.D. tenon

SB161A-PT12



HA161A-PT12

Specification

Application: Urban roads and street , Squares areas, Pedestrian areas, Residential areas,Parks,Garden

Installing Hight: 3-5m

Mounting : Post-top: suitable for Ø76mmx80mm tenon

Lamps: HID (HPS MH)/ LED bulb / CFL lamps, 30W-150W

70W/150W HPS high pressure sodium, cap: E27/E26/E40/E39

70W/150W MH metal halide, cap: E27/E26/E40/E39

35w/45W/65W Compact fluorescent, cap: E27/E26

30W/40w/50W Led bulb, cap: E27/E26/E40/E39

Material: FRP, fiber glass body

Housing: Fiberglass-reinforced

plastics,excellent mechanical strength and bear the causticity

Globe : High efficiency ploycarbonate

Refractor bowl : High efficiency acrylic refractor


Color: Standard colors is black (BK) ,other colors dark

bronze (DB)(RAL7013), dark grey (GY)(RAL7016), light

grey(LG)(RAL7042), dark green (DN)(RAL6005) are available

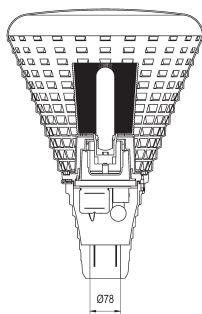
Standards:

Isolation degree Class I, IP Rating(optical) IP65

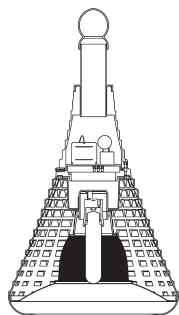
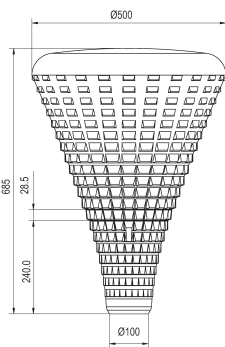


Mechanical

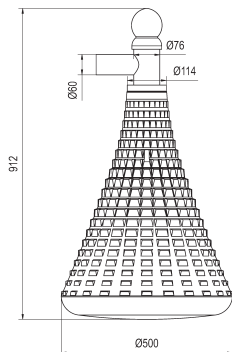
Dimension



HA161A

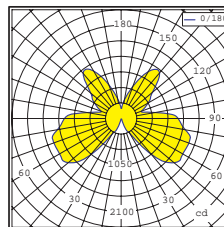


HA161B



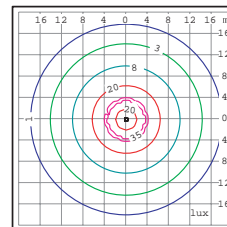
Photometrics

Photometric curve



Lamp:150W HPS 15000Lm

Isolux curve



Mouthing Height:4m



HA161A-PT12



HA161B-PT12-1R-4.0

