


PARI SERIES



HA156A



HA156A



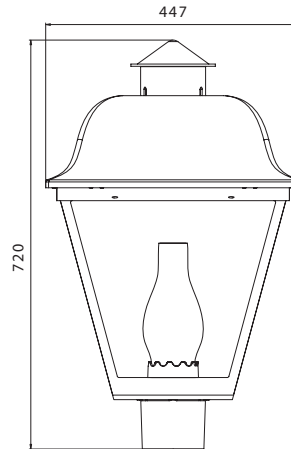
HA156A-PS05-4.0

Feature

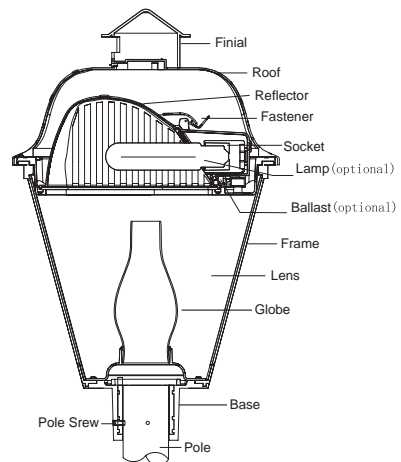
- Traditional style area lighting
- Very High quality for upmarket
- Heavy-duty, die-cast FRP housing
- High efficiency acrylic refractor
- Tool-less removable power tray assembly for ease of maintenance
- Available with medium- or mogul-base socket
- Base casting slip fits over a standard 3" O.D. tenon



Dimensions



Mechanical



Specification

Application: Urban roads and street , Squares areas, Pedestrian areas, Residential areas, Parks, Garden

Installing Hight: 3-5m

Mounting : Post-top: suitable for Ø76mmx90mm tenon

Lamps: HID (HPS MH)/ LED bulb / CFL lamps, 30W-150W
 70W/150W HPS high pressure sodium, cap: E27/E26/E40/E39
 70W/150W MH metal halide, cap: E27/E26/E40/E39
 35w/45W/65W Compact fluorescent, cap: E27/E26
 30W/40w/50W Led bulb, cap: E27/E26/E40/E39

Material: FRP, fiber glass body

Roof, Frame, Base & Reflector: Fiberglass-reinforced plastics, excellent mechanical strength and bear the causticity , vacuum metalizing for the Reflector

Lens : High efficiency Clear acrylic

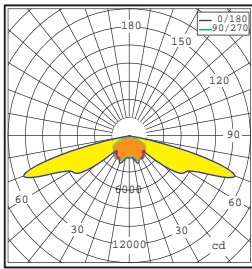
Color: Standard colors is black (BK) ,other colors dark bronze (DB)(RAL7013), dark grey (GY)(RAL7016), light grey(LG)(RAL7042), dark green (DN)(RAL6005) are available

Standards:

Isolation degree Class I, IP Rating(optical) IP65

Photometrics

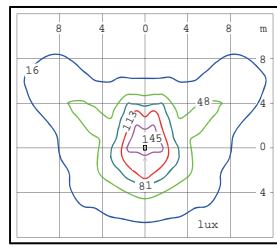
Photometric curve



Lamp:150W HPS 15000Lm

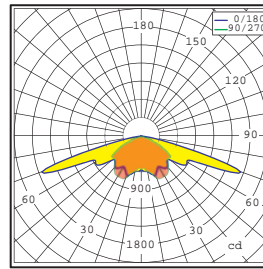
TYPE III

Isolux curve



Mouthing Height:4m

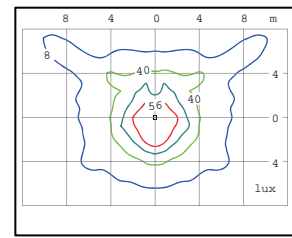
Photometric curve



Lamp:70W HPS 6000Lm

TYPE III

Isolux curve



Mouthing Height:4m

Ordering Guide

Luminaire No. - Pole No.

Order No.	HEIGHT mm	Luminaire Ctn. cm	Total Vol m ³	G.W./N.W. kg/ctn	QUANTITIES 20'/40'
HA156A	720	47x47x77/1pcs	0.17	13/11	180/360
HA156A-PS05-3.0	3700	47x47x77/1pcs	0.29	43/41	106/220
HA156A-PS05-4.0	4700	47x47x77/1pcs	0.33	50/48	92/190
HA156A-RTF1-PS05-4.0	4600	47x47x77/1pcs	0.49	53/51	60/124
HA156A-RTF2-PS05-4.0	4600	47x47x77/1pcs	0.51	69/65	58/118

