




Feature

Square shape, Very High quality for upmarket
 Heavy-duty, die-cast FRP housing, 10 years service life
 High efficiency acrylic lens with half cut-off reflector, saved 30% lighting



Color Code Walnut WW Pine WP Grey GY Black BK

Color Code White WH Grey GY Dark Bronze DB Black BK

Color Code Walnut WW Pine WP White WH Grey GY Dark Bronze DB Black BK

Model HC9804F. 06

Model HC9804F. 08

Model HC9804F. 10

Size 150×150×600mm

Size 150×150×800mm

Size 150×150×1066mm



Specifications

Application: Parks, Gardens, Squares areas, Plazas, Residential areas, Walkways, Pathway, Driveway, Entrance

Mounting: Base mounts onto foundation with four (4) 12mm x 250mm anchor bolts

Voltage: 220-240V/50Hz, 110-130V/60Hz

Lamp: Max 70W high pressure sodium(HPS) or metal halide(MH), or Max 23W compact fluorescent(CFL), or 3W /5W/7W/9W LED bulb, Socket: E27/E26

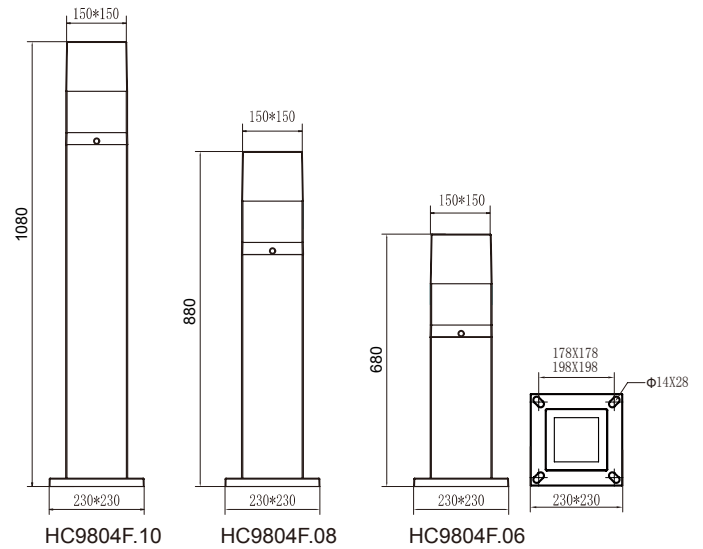
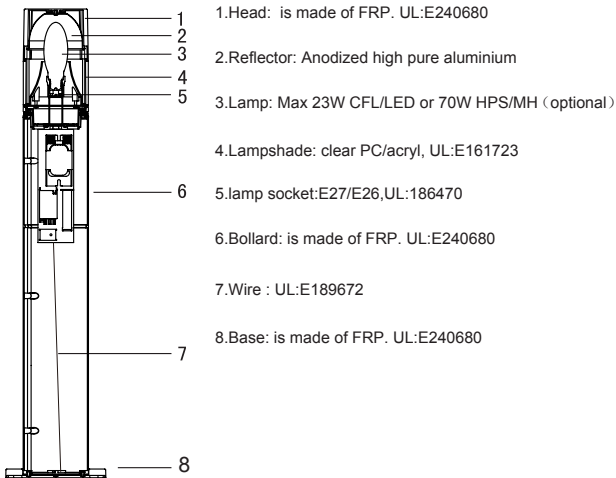
Bollard: Fiberglass-reinforced plastics body, having excellent mechanical strength and bear the causticity.

Optics: High efficiency Clear PC/acrylic lens, with anodized aluminium reflector

Standard: Comply with IEC598/EN60598, Class I electrical, IP rating:IP65

Finish: Standard painting colors is black (BK) ,dark bronze (DB), grey(GY),white(WH),standard texture colors is pine wood texture(WP),walnut wood texture(WW),special colors are available.

Mechanical information



Ordering information

Mark: Weight not include 2kg anchor bolts and template

Order No.	Lamp Wattage	Lamp Socket	Install Height	Gross/ Net Weight	Dimension L*W*H(cm)	Packing size(cm)	QTY(pcs) 20'/40'GP
HC9804F.06	MAX 70W	E27/E26	680mm	5kg /4kg	23x23x68	25x25x71	600 /1200
HC9804F.08	MAX 70W	E27/E26	880mm	6kg /5kg	23x23x88	25x25x91	490 /980
HC9804F.10	MAX 70W	E27/E26	1080mm	7kg /6kg	23x23x108	25x25x111	400 /800

Color Code:black (BK) ,dark bronze(DB), grey(GY),white(WH), wood pine texture(WP),wood walnut texture(WW)

Ordering number

Model _ Color Code

Sample: HC9804F.08-BK