
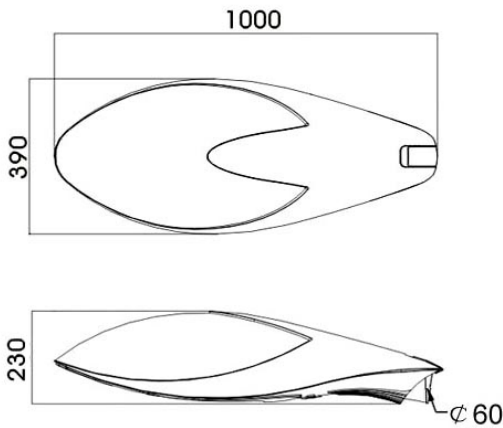


Specifications

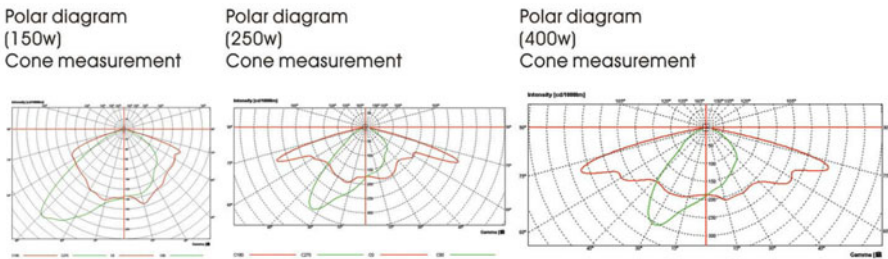
Application: Roads and highways, Urban roads and street, squares areas, Residential areas, factory
Installing Hight: 5-12m
Mounting : Side-entry, Ø48-Ø60mm x120 spigot
Lamps: HID, HPS High pressure sodium or MH metal halide
Lamp Wattage: 150W, 250W, 400W ,E40/E39 Socket
 Input Voltage: 220-240V/50Hz, 110-130V/60Hz
 Power Factor: >0.9
 Working Temperature: -40 to 50 °C
Material: Aluminium body
 Housing: Heavy duty die cast aluminium, with polyester powder coating
 Reflector: Anodized high pure aluminium
 Lampshade: Clear curved toughened glass
 Gasket: Silicone sealing gasket
 Lamp holder: Adjustable position for different lamp
Color: Standard painting colors is black (BK), dark grey(GY)(RAL7016), light grey(LG)(RAL7042), silver grey(SG), White(WH), other colors are available
Standards:
 Isolation degree Class I, IP Rating IP65



Dimension



Photometrics



Ordering Information

Order No.	Lamp Wattage	Lamp Socket	Install Height	Gross/ Net Weight	Dimension L*W*H(cm)	Packing size(cm)	QTY(pcs) 20'/40'GP
HL601	MAX 400W	E40	5m-12m	11 / 10kg	100x39x23	103x42x28	240/480



HL601-
PTR102S



HL601-
PTR201S




HL601-
PTR106S



HL601-
PTR163S




HL601-
PTR164S



HL601-
PTR102D



HL601-
PTR201D



HL601-
PTR106D



HL601-
PTR163D