

**Specifications**

**Application:** Roads and highways, Urban roads and street, squares areas, Residential areas, factory

**Installing Hight:** 5-12m

**Mounting :** Side-entry or post top, Ø48-Ø60mm x120 spigot

**Lamps:** HPS High pressure sodium or MH metal halide,

**Lamp Wattage:** 150W,250W,400W ,E40 Socket

Input Voltage: 220-240V/50Hz, 110-130V/60Hz

Power Factor: >0.9

Working Temperature: -40 to 50 C

**Material:** Aluminium body

Housing: Heavy duty die cast aluminium, with polyester powder coating

Reflector: Anodized high pure aluminium

Lampshade: Clear curved toughened glass

Gasket: Silicone sealing gasket

Lamp holder: Adjustable position for different lamp

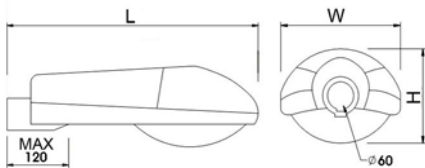
**Color:** Standard painting colors is black (BK), dark grey(GY)(RAL7016), light grey(LG)(RAL7042), silver grey(SG), White(WH), Blue(BU)(RAL5005), other colors are available

**Standards:**

Isolation degree Class I, IP Rating IP65



**Dimension**

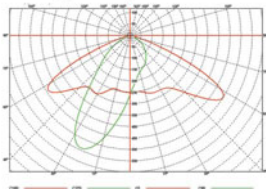


Model	L	W	H	Power
HL607L	980	416	280	150W-400W
HL607M	820	400	230	150W-400W
HL607S	680	330	220	150W-250W

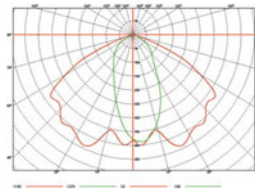


**Photometrics**

Palar diagram 250W HPS  
Intensity(cd/1000lm)



Palar diagram 400W HPS  
Intensity(cd/1000lm)



**Ordering Information**

Order No.	Lamp Wattage	Lamp Socket	Install Height	Gross/ Net Weight	Dimension L*W*H(cm)	Packing size(cm)	QTY(pcs) 20'/40'GP
HL607L	MAX 400W	E40	5m-12m	12 / 11kg	98x41.5x28	100x44x31	200 /400
HL607M	MAX 400W	E40	5m-12m	6 / 5kg	82x40x23	84x42x26	310 /620
HL607S	MAX 250W	E40	5m-8m	4.5 / 4kg	68x33x22	70x35x25	450 /900



HL607-PTR006S



HL607-PTR001S



HL607-PDR028D