

Feature

Contemporary style area lighting
Very High quality for upmarket
Heavy-duty, die-cast FRP & aluminium housing
High efficiency toughened flat glass lens with vacuum aluminium reflector
Tool-less removable power tray assembly for ease of maintenance
Available with medium- or mogul-base socket

HA303B



Specification

Application: Urban roads and street , Squares areas,
Pedestrian areas, Residential areas,Parks

Installing Height: 3-5m

Lamps HID (HPS MH)/ LED bulb / CFL lamps, 30W-150W
70W//150W HPS high pressure sodium, cap: E27/E26/E40/E39
70W/150W/ MH metal halide, cap: E27/E26/E40/E39
30W/40w/50W Led bulb, cap: E27/E26/E40/E39
35W/45W/65W Compact fluorescent, cap: E27/E26

Input Voltage: 90-270VAC,50-60HZ

Material: FRP & aluminium body

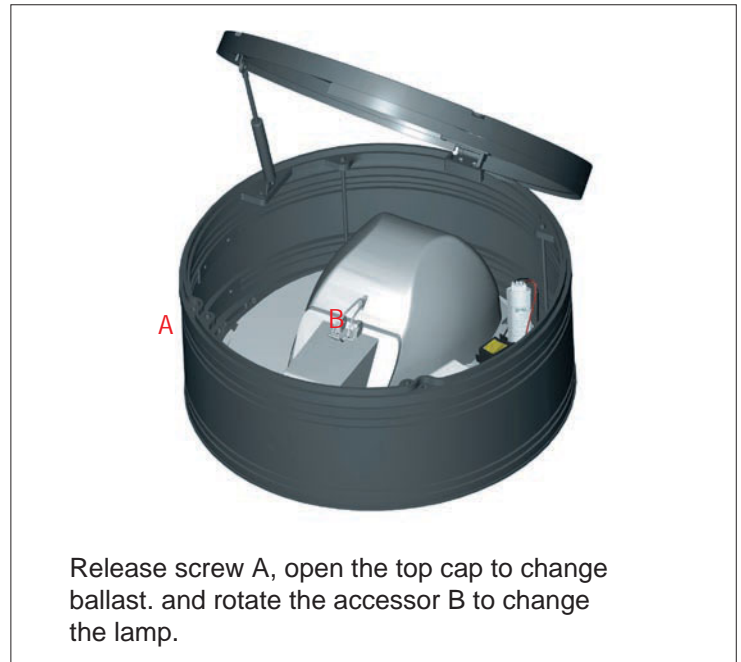
Frame : Extruded aluminium alloy
Roof ,lens frame & reflector: Fiberglass-reinforced plastics,excellent mechanical strength and bear the causticity ,vacuum metalizing for the Reflector

Lens : Toughened flat glass


Color: Standard painting colors is black (BK) ,other colors dark grey(GY)(RAL7016),light grey(LG)(RAL7042) are available

Standards:

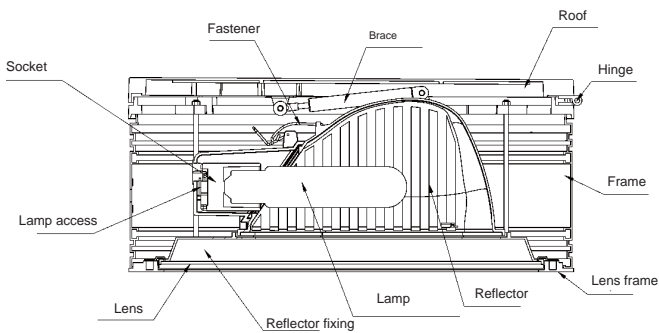
Isolation degree Class I, IP Rating IP65



Dimension

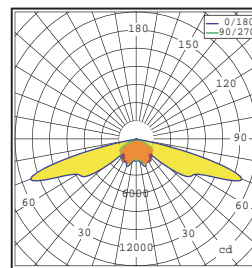


Mechanical



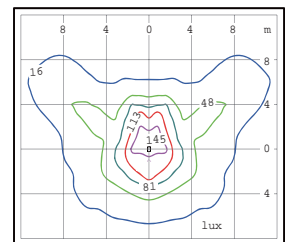
Photometrics

Photometric curve



Lamp:150W HPS 15000Lm

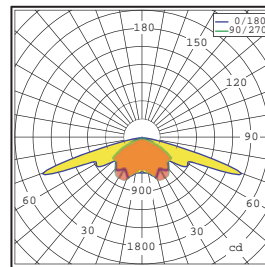
Isolux curve



Mougingt Height:4m

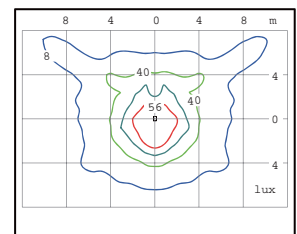
TYPE III

Photometric curve



Lamp:70W HPS 6000Lm

Isolux curve



Mougingt Height:4m

TYPE III

