

FANDA SERIES




HA304A



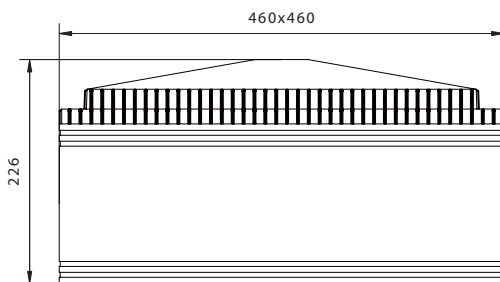
### Feature

- Contemporary style area lighting
- Very High quality for upmarket
- Heavy-duty, die-cast FRP & aluminium housing
- High efficiency toughened flat glass lens with vacuum aluminium reflector
- Tool-less removable power tray assembly for ease of maintenance
- Available with medium- or mogul-base socket

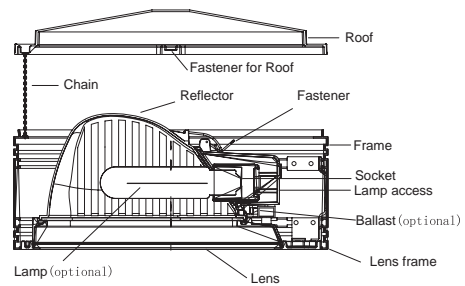




Dimensions



Mechanical



## Specification

**Application:** Urban roads and street , Squares areas, Pedestrian areas, Residential areas,Parks

**Installing Hight:** 3-5m

**Lamps** HID (HPS MH)/ LED bulb / CFL lamps, 30W-150W  
 70W//150W HPS high pressure sodium, cap: E27/E26/E40/E39  
 70W/150W/ MH metal halide, cap: E27/E26/E40/E39  
 30W/40w/50W Led bulb, cap: E27/E26/E40/E39  
 35W/45W/65W Compact fluorescent, cap: E27/E26  
 Input Voltage: 90-270VAC,50-60HZ

**Material:** FRP & aluminium body

Frame : Extruded aluminium alloy

Roof ,lens frame & reflector: Fiberglass-reinforced plastics,excellent mechanical strength and bear the causticity ,vacuum metalizing for the Reflector

Lens : Toughened flat glass

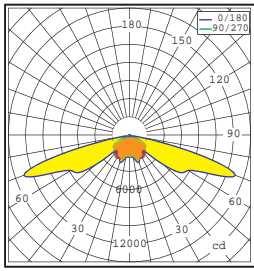
**Color:** Standard painting colors is black (BK) ,other colors dark grey(GY)(RAL7016),light grey(LG)(RAL7042) are available

**Standards:**

Isolation degree Class I, IP Rating IP65

Photometrics

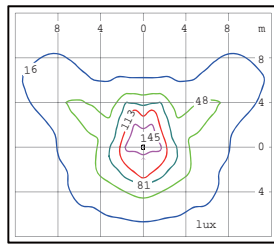
Photometric curve



Lamp:150W HPS 15000Lm

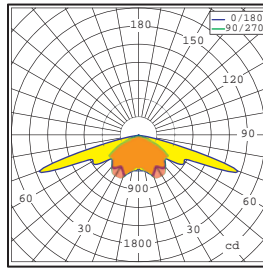
TYPE III

Isolux curve



Moughting Height:4m

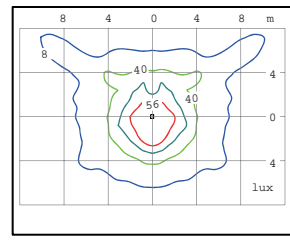
Photometric curve



Lamp:70W HPS 6000Lm

TYPE III

Isolux curve

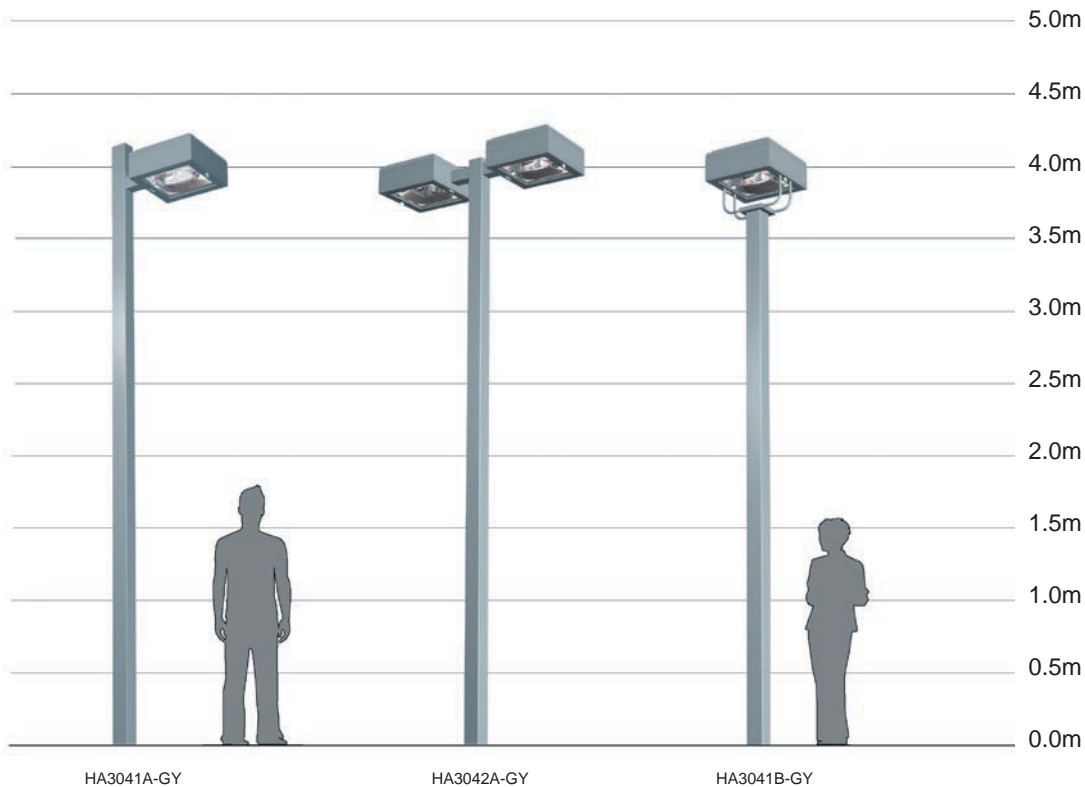


Moughting Height:4m

Ordering Guide

Luminaire No. - Pole No.

Order No.	HEIGHT mm	Luminaire Ctn. cm	Total Vol m <sup>3</sup>	G.W./N.W. kg/ctn	QUANTITIES 20'/40'
HA304A	230	51x49x26/1pcs	0.07	13/12	430/860
HA304B	400	51x49x43/1pcs	0.11	14/13	260/520
HA3041A	4000	47x47x25/1pcs	0.23	57/55	120/240
HA3042A	4000	47x47x25/1pcs	0.30	69/67	92/190
HA3041B	4000	47x47x25/1pcs	0.27	57/55	100/200



HA3041A-GY

HA3042A-GY

HA3041B-GY