

Specifications

Application: Roads and highways, Urban roads and street, squares areas, Residential areas, factory

Installing High: 5-12m

Mounting : Side-entry, Ø48-Ø60mm x120 spigot or Hang installing

Lamps: HPS High pressure sodium or MH metal halide,

Lamp Wattage: 150W,250W,400W ,E40 Socket

Input Voltage: 220-240V/50Hz,110-130V/60Hz

Power Factor: >0.9

Working Temperature: -40 to 50 C

Material: Aluminium body

Housing: Heavy duty die cast aluminium,with polyester powder coating

Reflector: Anodized high pure aluinium

Lampshade: Clear curved toughened glass

Gasket: Silicone sealing gasket

Lamp holder: Adjustable position for different lamp

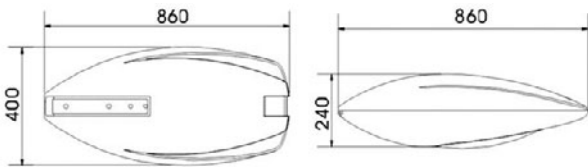
Color: Standard painting colors is black (BK), dark grey(GY)(RAL7016),light grey(LG)(RAL7042), silver grey(SG),White(WH),other colors are available

Standards:

Isolation degree Class I, IP Rating IP65

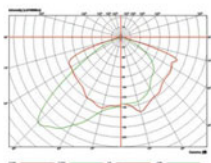


Dimension

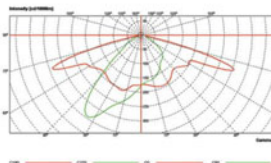


Photometrics

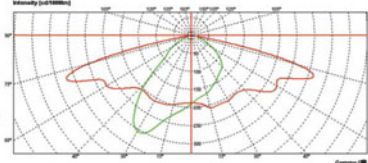
Polar diagram (150w) Cone measurement



Polar diagram (250w) Cone measurement



Polar diagram (400w) Cone measurement



Ordering Information

Order No.	Lamp Wattage	Lamp Socket	Install Height	Gross/ Net Weight	Dimension L*W*H(cm)	Packing size(cm)	QTY(pcs) 20'/40'GP
HL603	MAX 400W	E40	5m-12m	11 / 10kg	86x40x24	89x43x27	280/560



HL603-
PTR175S



HL603-
PTR402S



HL603-
PTR114S



HL603-
PTR176S



HL603-
PTR051S




HL603-
PTR175D



HL603-
PTR402D



HL603-
PTR114D



HL603-
PTR176D