

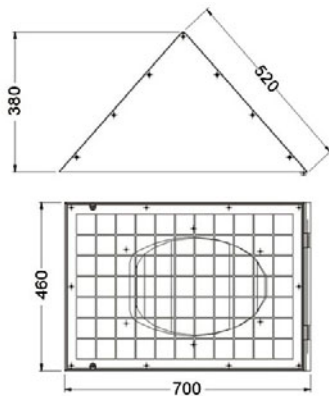


Specifications

Application: Roads and highways, Urban roads and street, squares areas, Residential areas, factory
Installing Hight: 5-12m
Mounting : Side-entry Ø48-Ø60mm x120 spigot
Lamps: HPS High pressure sodium or MH metal halide,
Lamp Wattage: 150W,250W,400W ,E40 Socket
 Input Voltage: 220-240V/50Hz, 110-130V/60Hz
 Power Factor: >0.9
 Working Temperature: -40 to 50 C
Material: Aluminium body
 Housing: Heavy duty die cast aluminium, with polyester powder coating
 Reflector: Anodized high pure aluminium
 Lampshade: Clear curved toughened glass
 Gasket: Silicone sealing gasket
 Lamp holder: Adjustable position for different lamp
Color: Standard painting colors is black (BK), dark grey(GY)(RAL7016), light grey(LG)(RAL7042), silver grey(SG), White(WH), Blue(BU)(RAL5005), other colors are available
Standards:
 Isolation degree Class I, IP Rating IP65

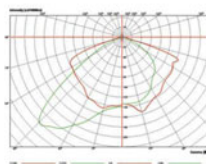


Dimension

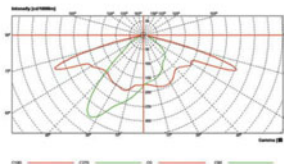


Photometrics

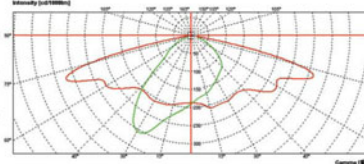
Polar diagram (150w) Cone measurement



Polar diagram (250w) Cone measurement



Polar diagram (400w) Cone measurement



Ordering Information

Order No.	Lamp Wattage	Lamp Socket	Install Height	Gross/ Net Weight	Dimension L*W*H(cm)	Packing size(cm)	QTY(pcs) 20'/40'GP
HL609	MAX 400W	E40	5m-12m	13 / 12kg	70x46x38	73x48x41	200 /400

