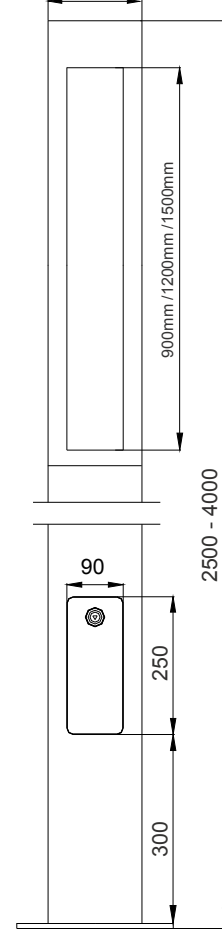




250\*250 for 3.5m-4m height  
160\*160 for 2.5m-3m height



**Specifications**

**Application:** Urban roads and street , Squares areas, Pedestrian areas, Residential areas,Parks

**Installing Hight:** 3-5m

**Lamps:** LED tube or Fluorescent lamp,30w-150w

**Lamp Wattage:** 2.5m pole 900mm light ,3\*10w T5 led or 3\*21w T5 FL  
3.0m pole:1200mm light ,3\*14w T5 led or 3\*28w T5 FL  
3.5m pole:1200mm light ,3\*14w T5 led or 3\*28w T5 FL  
4.0m pole:1500mm light,3\*17w T5 led or 3\*35w T5 FL

**Input Voltage :** 220-240V/50Hz,110-130V/60Hz

**Material:** Aluminium body

Lighting Column: One piece extrude aluminium square column(flat surface), with four aluminium bar supporting lampshade, powder coating

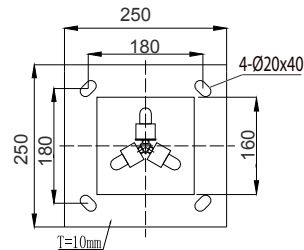
Lens: Opal acrylic lampshade,

Color: Standard color are Black,Dark grey RAL7016 or Light grey RAL 7042 ,other colors are available

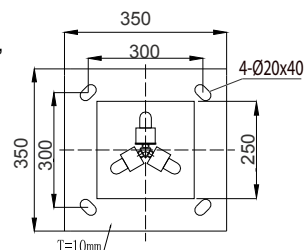
**Standards:**

Isolation degree Class I, IP Rating IP54

160\*160mm column



250\*250mm column



**Ordering Information**

Order No.	Lamp Wattage	Lamp Socket	Install Height	Gross/ Net Weight	Dimension L*W*H(cm)	Packing size(cm)	QTY(pcs) 20'/40'GP
HA0004-2.5	T5,LED or FL	G5	2.5m	20/19kg	16x16x250	20x20x250	200/400
HA0004-3.0	T5,LED or FL	G5	3.0m	24/23kg	16x16x300	20x20x300	100/300
HA0004-3.5	T5,LED or FL	G5	3.5m	29/28kg	25x25x350	28x28x350	50/150
HA0004-4.0	T5,LED or FL	G5	4.0m	33/32kg	25x25x400	28x28x400	50/100