

Specifications

Application: Roads and highways, Urban roads and street, squares areas, Residential areas, factory

Installing Hight: 5-12m

Mounting : Side-entry, Ø48-Ø70mm x120 spigot

Lamps: HPS High pressure sodium or MH metal halide,

Lamp Wattage: 150W,250W,400W ,E40 Socket

Input Voltage: 220-240V/50Hz, 110-130V/60Hz

Power Factor: >0.9

Working Temperature: -40 to 50 C

Material: Aluminium body

Housing: Heavy duty die cast aluminium, with polyester powder coating

Reflector: Anodized high pure aluminium

Lampshade: Clear curved toughened glass

Gasket: Silicone sealing gasket

Lamp holder: Adjustable position for different lamp

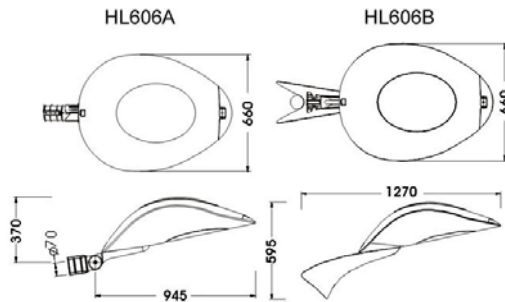
Color: Standard painting colors is black (BK), dark grey(GY)(RAL7016), light grey(LG)(RAL7042), silver grey(SG), White(WH), other colors are available

Standards:

Isolation degree Class I, IP Rating IP65

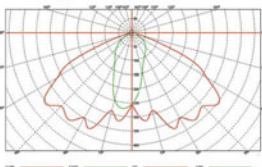


Dimension

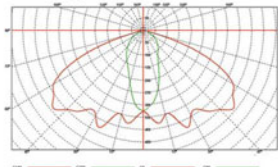


Photometrics

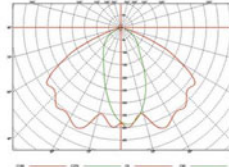
Palar diagram 150W HPS
Intensity[cd/1000lm]



Palar diagram 250W HPS
Intensity[cd/1000lm]



Palar diagram 400W HPS
Intensity[cd/1000lm]



Ordering Information

Order No.	Lamp Wattage	Lamp Socket	Install Height	Gross/ Net Weight	Dimension L*W*H(cm)	Packing size(cm)	QTY(pcs) 20'/40'GP
HL606A	MAX 400W	E40	5m-12m	13 / 12kg	100x66x37	103x69x35	120/240
HL606B	MAX 400W	E40	5m-12m	14 / 13kg	127x66x60	103x69x35	120/240

